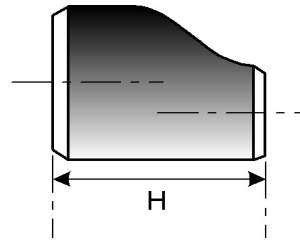
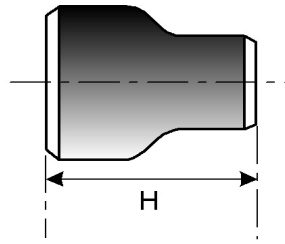


Dimensions of Reducers to ASME B16.9



Nominal Pipe Size NPS	O.D. at Bevel		End to End H
	Large End	Small End	
3/4 x 1/2	1.05	0.84	1.50
3/4 x 3/8	1.05	0.68	1.50
1 x 3/4	1.32	1.05	2.00
1 x 1/2	1.32	0.84	2.00
1 1/4 x 1	1.66	1.32	2.00
1 1/4 x 3/4	1.66	1.05	2.00
1 1/4 x 1/2	1.66	0.84	2.00
1 1/2 x 1 1/4	1.90	1.66	2.50
1 1/2 x 1	1.90	1.32	2.50
1 1/2 x 3/4	1.90	1.05	2.50
1 1/2 x 1/2	1.90	0.84	2.50
2 x 1 1/2	2.38	1.90	3.00
2 x 1 1/4	2.38	1.66	3.00
2 x 1	2.38	1.32	3.00
2 x 3/4	2.38	1.05	3.00
2 1/2 x 2	2.88	2.38	3.50
2 1/2 x 1 1/2	2.88	1.90	3.50
2 1/2 x 1 1/4	2.88	1.66	3.50
2 1/2 x 1	2.88	1.32	3.50
3 x 2 1/2	3.50	2.88	3.50
3 x 2	3.50	2.38	3.50
3 x 1 1/2	3.50	1.90	3.50
3 x 1 1/4	3.50	1.66	3.50
3 1/2 x 3	4.00	3.50	4.00
3 1/2 x 2 1/2	4.00	2.88	4.00
3 1/2 x 2	4.00	2.38	4.00
3 1/2 x 1 1/2	4.00	1.90	4.00
3 1/2 x 1 1/4	4.00	1.66	4.00
4 x 3 1/2	4.50	4.00	4.00
4 x 3	4.50	3.50	4.00
4 x 2 1/2	4.50	2.88	4.00
4 x 2	4.50	2.38	4.00
4 x 1 1/2	4.50	1.90	4.00

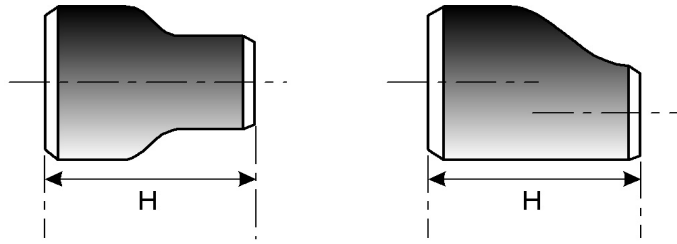
All dimensions are given in inches.

Nominal Pipe Size NPS	O.D. at Bevel		End to End H
	Large End	Small End	
5 x 4	5.56	4.50	5.00
5 x 3 1/2	5.56	4.00	5.00
5 x 3	5.56	3.50	5.00
5 x 2 1/2	5.56	2.88	5.00
5 x 2	5.56	2.38	5.00
6 x 5	6.62	5.56	5.50
6 x 4	6.62	4.50	5.50
6 x 3 1/2	6.62	4.00	5.50
6 x 3	6.62	3.50	5.50
6 x 2 1/2	6.62	2.88	5.50
8 x 6	8.62	6.62	6.00
8 x 5	8.62	5.56	6.00
8 x 4	8.62	4.50	6.00
8 x 3 1/2	8.62	4.00	6.00
10 x 8	10.75	8.62	7.00
10 x 6	10.75	6.62	7.00
10 x 5	10.75	5.56	7.00
10 x 4	10.75	4.50	7.00
12 x 10	12.75	10.75	8.00
12 x 8	12.75	8.62	8.00
12 x 6	12.75	6.62	8.00
12 x 5	12.75	5.56	8.00
14 x 12	14.00	12.75	13.00
14 x 10	14.00	10.75	13.00
14 x 8	14.00	8.62	13.00
14 x 6	14.00	6.62	13.00
16 x 14	16.00	14.00	14.00
16 x 12	16.00	12.75	14.00
16 x 10	16.00	10.75	14.00
16 x 8	16.00	8.62	14.00
18 x 16	18.00	16.00	15.00
18 x 14	18.00	14.00	15.00
18 x 12	18.00	12.75	15.00
18 x 10	18.00	10.75	15.00

While the illustration shows "bell shaped" reducers, the use of conical reducers is not prohibited.



Dimensions of Reducers to ASME B16.9



Nominal Pipe Size NPS	O.D. at Bevel		End to End H
	Large End	Small End	
20 x 18	20.00	18.00	20.00
20 x 16	20.00	16.00	20.00
20 x 14	20.00	14.00	20.00
20 x 12	20.00	12.75	20.00
22 x 20	22.00	20.00	20.00
22 x 18	22.00	18.00	20.00
22 x 16	22.00	16.00	20.00
22 x 14	22.00	14.00	20.00
24 x 22	24.00	22.00	20.00
24 x 20	24.00	20.00	20.00
24 x 18	24.00	18.00	20.00
24 x 16	24.00	16.00	20.00
26 x 24	26.00	24.00	24.00
26 x 22	26.00	22.00	24.00
26 x 20	26.00	20.00	24.00
26 x 18	26.00	18.00	24.00
28 x 26	28.00	26.00	24.00
28 x 24	28.00	24.00	24.00
28 x 20	28.00	20.00	24.00
28 x 18	28.00	18.00	24.00
30 x 28	30.00	28.00	24.00
30 x 26	30.00	26.00	24.00
30 x 24	30.00	24.00	24.00
30 x 20	30.00	20.00	24.00
32 x 30	32.00	30.00	24.00
32 x 28	32.00	28.00	24.00
32 x 26	32.00	26.00	24.00
32 x 24	32.00	24.00	24.00
34 x 32	34.00	32.00	24.00
34 x 30	34.00	30.00	24.00
34 x 26	34.00	26.00	24.00
34 x 24	34.00	24.00	24.00

While the illustration shows "bell shaped" reducers, the use of conical reducers is not prohibited.

Nominal Pipe Size NPS	O.D. at Bevel		End to End H
	Large End	Small End	
36 x 34	36.00	34.00	24.00
36 x 32	36.00	32.00	24.00
36 x 30	36.00	30.00	24.00
36 x 26	36.00	26.00	24.00
36 x 24	36.00	24.00	24.00
38 x 36	38.00	36.00	24.00
38 x 34	38.00	34.00	24.00
38 x 32	38.00	32.00	24.00
38 x 30	38.00	30.00	24.00
38 x 28	38.00	28.00	24.00
38 x 26	38.00	26.00	24.00
40 x 38	40.00	38.00	24.00
40 x 36	40.00	36.00	24.00
40 x 34	40.00	34.00	24.00
40 x 32	40.00	32.00	24.00
40 x 30	40.00	30.00	24.00
42 x 40	42.00	40.00	24.00
42 x 38	42.00	38.00	24.00
42 x 36	42.00	36.00	24.00
42 x 34	42.00	34.00	24.00
42 x 32	42.00	32.00	24.00
42 x 30	42.00	30.00	24.00
44 x 42	44.00	42.00	24.00
44 x 40	44.00	40.00	24.00
44 x 38	44.00	38.00	24.00
44 x 36	44.00	36.00	24.00
46 x 44	46.00	44.00	28.00
46 x 42	46.00	42.00	28.00
46 x 40	46.00	40.00	28.00
46 x 38	46.00	38.00	28.00
48 x 46	48.00	46.00	28.00
48 x 44	48.00	44.00	28.00
48 x 42	48.00	42.00	28.00
48 x 40	48.00	40.00	28.00

All dimensions are given in inches.

